




















M&A **SNAPSHOT**

JANUARY 1ST TO 6TH 2023

Company Acquiring	Company Acquired	Deal Value
Manufacturing 		
		\$70 Million
		1,50,000 Equity Shares
Financial Services 		
		Undisclosed
Retail 		
		\$8.9 Million
Software Development 		
		\$16 Million
Venture Capital & Private Equity 		
		\$250 Million